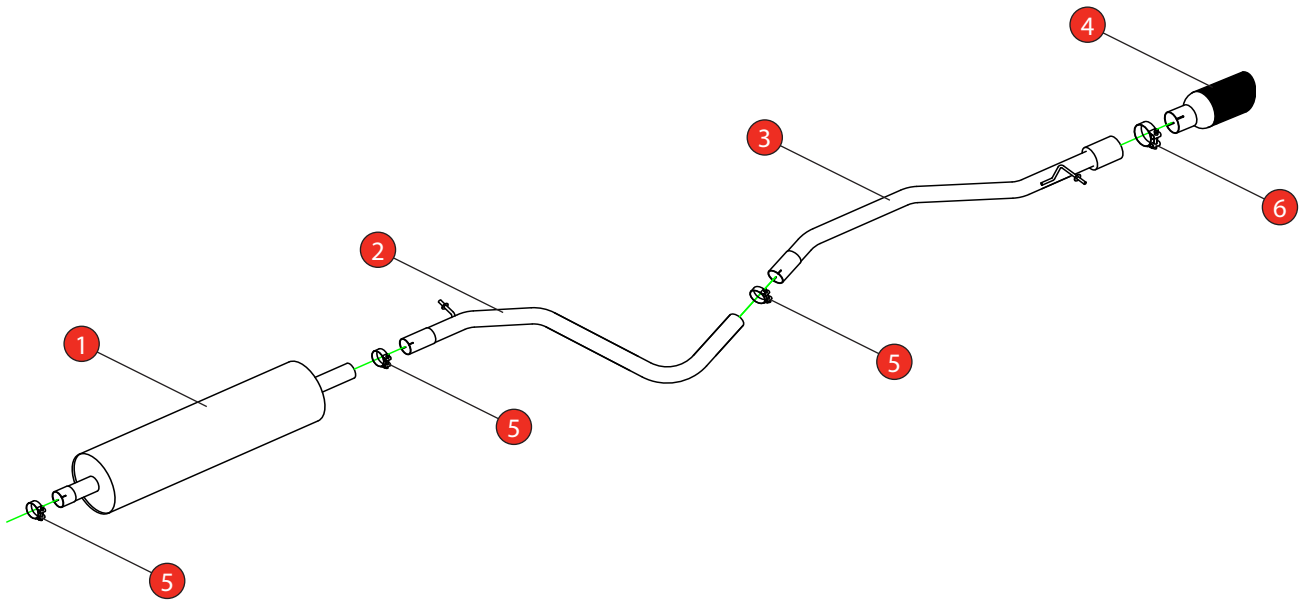


Car	VW UP! GTi (Non GPF Model)	Part No.	SVW059C
Year	2018-2019	Fit Kits	329FK
Notes	Where not supplied use original fittings. Original system requires cutting.	Features	Pipe Diameter:- 50.8mm


Estimated Fitting Time: 60 Minutes



NO.	PART NO.	DESCRIPTION	QTY
1	790VW	Resonated Centre Section	1
2	785VW	Link Pipe	1
3	786VW	Trim Connecting Pipe	1
4	Z023.10056	Ø90mm Black Ceramic Coated Daytona Trim	1
Fit Kit			
5	Z016.10002	51-55mm Clamp	3
6	Z016.10064	63-68mm Clamp	1

E-MARK	N/A
DATE	01/02/21
ISSUE	01
AUTHORISED	M.Ydlibi

NOTE: ENSURE SCORPION SYSTEM IS CLEAR OF MOVING PARTS AND ALL ORIGINAL FUNCTIONS WORK CORRECTLY.



STAY CONNECTED TO RED POWER.

Car	VW UP! GTi (Non GPF Model)	Part No.	SVW059C
Year	2018-2019	Fit Kits	329FK
Notes	Where not supplied use original fittings. Original system requires cutting.	Features	Pipe Diameter:- 50.8mm




To fit this Scorpion system the original system needs cutting:

A) To remove the rear of the system cut directly in the centre of the straight before the rear axel. This cut isn't crucial however cutting in the centre of the straight will make it easier when re-fitting the original system.

B) Measure 70mm back from the front of the weld after the catalyst. Once cut de-bur the pipework as the Scorpion system fits over it.

Fit the system following the line diagram on the previous page. Once happy with fitment of Scorpion Exhaust, fully tighten up all clamps.



STAY CONNECTED TO RED POWER.