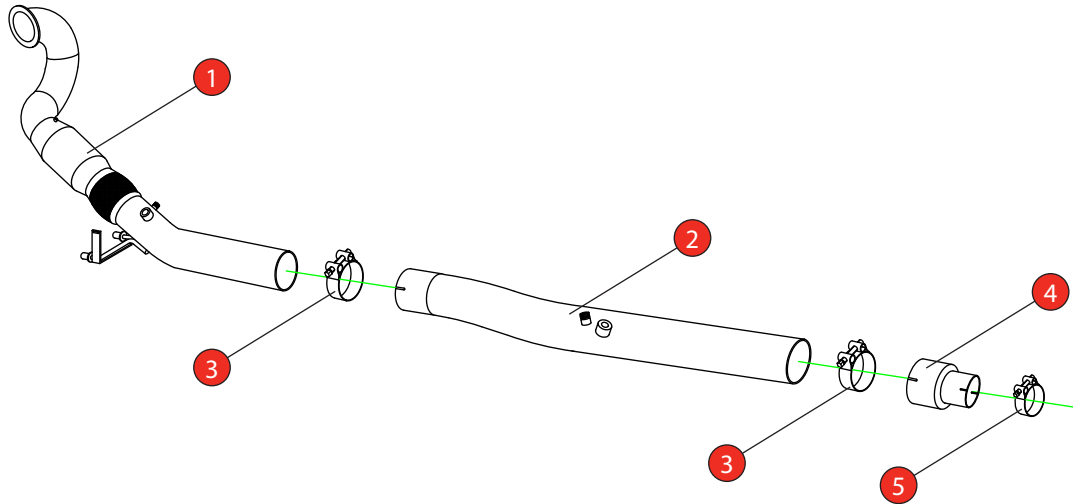


<b>Car</b>	Volkswagen Golf R MK7.5	<b>Part No.</b>	SVWX058
<b>Year</b>	2019-Current	<b>Fit Kits</b>	306FK
<b>Notes</b>	Where not supplied use original fittings	<b>Features</b>	Pipe Diameter:- 80mm

Estimated Fitting Time: 6 Hours





NO.	PART NO.	DESCRIPTION	QTY
1	787VW	Downpipe With A high Flow Sports Catalyst	1
2	789VW	Front Link Pipe	1
<b>Fit Kit</b>			
3	Z016.10069	79-85mm Clamp	2
4	AD104	Adaptor (USE TO FIT TO O.E SYSTEM)	1
5	Z016.10064	63-68mm Clamp (USE TO FIT TO O.E SYSTEM)	1

E-MARK	N/A
DATE	08/05/19
ISSUE	00
AUTHORISED	M.Ydlibi

**NOTE:** ENSURE SCORPION SYSTEM IS CLEAR OF MOVING PARTS AND ALL ORIGINAL FUNCTIONS WORK CORRECTLY.

Car	Volkswagen Golf R MK7.5	Part No.	SVWX058
Year	2019-Current	Fit Kits	306FK
Notes	Where not supplied use original fittings	Features	Pipe Diameter:- 80mm



A) Remove Lambda Probe from OE catalyst, then remove cable from clips indicated. (x4)

B) Feed Lambda cable down the right hand side (as you look at the engine)

C) Ensure Lambda cable misses the gear cables, pass to the right hand side (as you look at engine)



D) Take Lambda cable under the engine. Fit probe into Sensor boss and tighten.

E/F) Re-fit all cables and hoses ensuring everything is clipped out the way and not near any moving parts.

