

BMW M140i Stainless Steel Sports Outer Grille Set

Kit Contents: -

- 1. off LH Outer Grille
- 1. off RH Outer Grille
- 2. off Retaining Brackets
- 2. off M4 x 20mm Cap Screws
- 6. off 3/4" Screws



[YouTube Tutorial –](https://www.youtube.com/watch?v=umv9tHHic)
<https://www.youtube.com/watch?v=umv9tHHic>



Outer Mesh Grille Fitting Instructions (Solid Plastic Side)

1. Fit masking tape around the apertures to protect the paintwork while fitting.
2. Offer the grille to aperture (fig 1).
3. When the grille is in place, screw the 3 screws provided through the diamonds (fig 2,3 & 4).
4. Remove the tape and the grille is now complete.




Fig 1




Fig 2



Fig 3



Fig 4

Outer Mesh Grille Fitting Instructions (Hollowed Plastic Side)

1. Fit masking tape around the apertures to protect the paintwork while fitting.
2. Offer the grille to the aperture and guide the retaining bracket through the existing aperture (fig 1).
3. When the grille is in place, screw the 2 screws provided through the diamonds (fig 2 & 3).
4. tighten the retaining bracket making sure the grille stays central in the aperture (use a screw driver through the mesh to hold the retaining bracket in place) (fig 3).
5. Remove the tape and the grille is now complete.



Fig 1




Fig 2




Fig 3




Fig 4