

Mini GP Stainless Steel Outer Grille Set

Kit Contents: -




1. off L/H Inner Outer Side Grille
1. off R/H Upper Outer Side Grille
2. off M4 x 20 Cap Screw
2. off Retaining Bracket



YouTube Tutorial - <https://www.youtube.com/watch?v=DGzoHulkyoo>

Outer Grilles Fitting Instructions -

1. Fit masking tape around the apertures to protect the paintwork while fitting.
2. Locate the grille into position, ensure that the retaining bracket sits on the centre aperture hole (Fig 1)
3. Holding the grille in position, tighten the retaining bracket, making sure the grille is tightly fixed into position (fig 2 & 3) (Do not over tighten screws).
4. The grille is now complete.



THANK YOU FOR CHOOSING A ZUNSPORT PRODUCT.