

# Ford Focus RS MK3

## Stainless Steel Sports Grille Mesh Lower

**Kit Contents: -**

- 1. off Lower Mesh Grille
- 3. off M4 x 20mm Allen Pins
- 3. off Retaining Brackets



**Tools Required**

- P2 Screwdriver
- 3mm Allen key



**Grille Fitting Instructions**

**Fitting Video Links:-** [https://www.youtube.com/watch?v=jjNDM5uD\\_9E&feature=youtu.be](https://www.youtube.com/watch?v=jjNDM5uD_9E&feature=youtu.be)

1. Fit masking tape around the apertures to protect the paintwork while fitting (fig 1).
2. Carefully locate the grille into the aperture making sure the grille is central (fig 2 & 3).
3. Insert the Allen M4 pins through the mesh diamond on the new grille and screw them into the retaining bracket behind the existing mesh (fig 4 & 5).
4. Using a screw driver turn the retaining bracket around until it is able to clamp behind the existing mesh, and then tighten the Allen nut to clamp the part in place (fig 6).



Fig 1




Fig 2




Fig 3




Fig 4



Fig 5




Fig 6

[Scan the QR Code for direct link to fitting video.](#)



**THANK YOU FOR CHOOSING A ZUNSPORT PRODUCT.**