

Ford Mustang GT Facelift Stainless Steel Lower Sports Grille

Kit Contents: -

- 1. off Lower Grille
- 3. off 3/4" Screws






YouTube Tutorial-

<https://www.youtube.com/watch?v=SFtSzmIWjW0>

Lower Mesh Grille Fitting Instructions

1. Fit masking tape around the apertures to protect the paintwork while fitting.
2. Offer the grille to aperture checking that it is centralised in the aperture (fig 1).
3. Secure the grille in place using the 3 screws provided starting with the centre screw first (fig 2, 3 & 4).
4. Remove the tape and the grilles are now complete.



THANK YOU FOR CHOOSING A ZUNSPORT PRODUCT.