

Ford Ranger MK7 T8

Lower Stainless Steel Sports Grille

Kit Contents: -




- 1. off Lower Grille
- 1. off Grip Clip



Lower Mesh Grille Fitting Instructions

<https://www.youtube.com/watch?v=jyFQS86POQg>

1. Fit masking tape just around the edges of the apertures to protect the paintwork while fitting and so you can mark the clip position.
2. Carefully guide the grille into the aperture and mark the centre bracket position on the masking tape (fig 1).
3. Align grip clip with the line marked on masking tape and push grip clip onto the plastic aperture (fig 2).
4. Carefully guide the grille into the aperture (fig 3) making sure the brackets have located behind the existing aperture (Check this using a long thin screwdriver as shown in fig 4).
5. Using an Allen key through the mesh hold grip clip in position whilst pushing the grille forward making sure centre bracket has clipped into the grip clip so it is tightly secured (fig 5).
6. Remove the tape and the grilles are now complete.



THANK YOU FOR CHOOSING A ZUNSPORT PRODUCT.