

# Mercedes AMG C63 (W205) Stainless Steel Sports Outer Grille Set

## Kit Contents: -

- 1. off Outer RH Side Grille
- 1. off Outer LH Side Grille
- 2. off No6 x 1" screws
- 2. off M3 Toggle Clamp
- 2. off M3 x 25mm Pan Head






## YouTube Tutorial

<https://www.youtube.com/watch?v=IOiCdscpSag>

## Outer Side Mesh Grille Fitting Instructions

1. Fit masking tape just around the edges of the apertures to protect the paintwork while fitting.
2. Fit the toggle clamp through the grille (fig 1).
3. Guide the outer part of the grille into the aperture and locate the toggle clamps through the centre holes as shown in (fig 2 & 3).
4. Once the grille is in place and central, screw the No6 x 1" screw through the locating diamonds on the grille (fig 4).
5. Keep pressure on grille and tighten the screws into the toggle clamps making sure the grille stays central in the aperture. (use a screwdriver through the mesh to hold the toggle clamps in place (fig 5 & 6).
6. Remove the tape and the grilles are now complete.



**THANK YOU FOR CHOOSING A ZUNSPORT PRODUCT.**