

Mitsubishi L200 MY15 Stainless Steel Sports Grille Mesh Lower

Kit Contents: -

- 1. off Lower Mesh Grille
- 5. off 3/4" Screws

Tools Required
Screwdriver



Grille Fitting Instructions

Fitting Video Links:- <https://www.youtube.com/watch?v=arfonoyv51k>

- 1. Fit masking tape around the apertures to protect the paintwork while fitting.
- 2. Carefully locate the grille into the aperture making sure the grille is central (fig 1 & 2).
- 3. Insert screws provided through the diamonds on the mesh and screw the grille to secure it into place (fig 3 & 4).
- 4. Your grilles are now complete




Fig 1





Fig 2



[Scan the QR Code for direct link to fitting video.](#)

