


Nissan Qashqai MY14 (Without Parking Sensors) Stainless Steel Lower Sports Grille

Kit Contents: -

- 1. off Centre Grille
- 4. off No6 2¼" Screws



Lower Mesh Grille Fitting Instructions

1. Fit masking tape around the apertures to protect the paintwork while fitting.
2. Offer the grille to aperture and gently push the grille into position making sure brackets locate behind the aperture (fig 1).
3. Using a thin screwdriver through the mesh lever all the brackets so they are tightly into position (fig 2).
4. Fasten the grille to the existing aperture using the screws provided making sure the grille is tightly fixed into position (fig 3) (Do not over tighten screws).
5. Remove the tape and the grilles are now complete.



Fig 1




Fig 2




Fig 3