

Porsche 991.2 Turbo Stainless Steel Sports Centre Grille Kit

(With Adaptive Cruise Control Only)

Kit Contents: -

- 1. off Centre RH Side Grille
- 1. off Centre LH Side Grille
- 4. off No6 x1 ½" Screws



Centre Mesh Grille Set Fitting Instructions

Fitting Video Links:- <https://www.youtube.com/watch?v=gobMMjUMpAE>

1. Fit masking tape around the apertures to protect the paintwork while fitting.
2. 1st feed the grille into aperture as shown in fig 1.
3. Push grille into the aperture ensuring clips are locating into correct position.
4. Using a long screw driver push the clips down ensuring they locate behind the aperture (fig 2).
5. Insert the screw into the diamond through mesh and tighten down as shown in fig 3 and 4 then repeat to the opposite diamond (do not over tighten).




Fig 1




Fig 2



Fig 3




Fig 4

THANK YOU FOR CHOOSING A ZUNSPORT PRODUCT.