

Porsche 997 GT2

Outer Stainless Steel Sports Grille Set

Kit Contents: -




1. R/H Side Grille
1. L/H Side Grille



YouTube Tutorial: <https://www.youtube.com/watch?v=PjJaCz4EGSY>

Outer Mesh Grille Fitting Instructions:

1. Apply masking tape directly to the edges of the openings to protect the paint during assembly.
2. Gently insert the grille into the aperture and it is centralized (Fig. 1), then make sure the outer clip is engaged behind aperture first (Fig. 2).
3. You can use a long, thin screwdriver to make sure they are into position (Fig. 3 & 4).
4. Remove the tape and the grilles are now complete.



THANK YOU FOR CHOOSING A ZUNSPORT PRODUCT.