


Toyota Yaris GR Outer Stainless Steel Sports Grille

Kit Contents: -



- 1. off RH Outer Grille
- 1. off LH Outer Grille
- 2. off ¾ screws



YouTube Tutorial; <https://youtu.be/bqU3w75pZXM>

Outer Mesh Grille Fitting Instructions

1. Fit masking tape just around the edges of the apertures to protect the paintwork while fitting.
2. Carefully guide the grille into the aperture making sure the brackets are hooked behind the aperture (fig 1).
3. Using a screwdriver as shown in fig 2 push clips down making sure they locate behind the aperture & grille is secure.
4. Using the screws provided, screw the grille into the plastic moulding to secure the grille into place (Do not over tighten) (fig 3).
5. The grilles are now complete.



THANK YOU FOR CHOOSING A ZUNSPORT PRODUCT.