












Working Load Limits

0.5T

FLAT OR ROUND SLINGS - POLYESTER

Colour Code	WLL	1 SLING							2 SLINGS			
		Lifting Factor 1	Lifting Factor 0.8	Lifting Factor 2	Lifting Factor 1.4	Lifting Factor 1	Lifting Factor 0.7	Lifting Factor 0.5	Lifting Factor 1.4	Lifting Factor 1	Lifting Factor 1.12	Lifting Factor 0.8
		 Vertical	 Choke	 Straight Basket 0° - 7°	 Basket 7° - 45°	 Basket 45° - 60°	 Basket 7° - 45°	 Basket 45° - 60°	 Straight incline 7° - 45°	 Straight incline 45° - 60°	 Choke incline 7° - 45°	 Choke incline 45° - 60°
	.5T	.5	.4	1	.7	.5	.35	.25	.7	.5	.56	.4
	1T	1	.8	2	1.4	1	.7	.5	1.4	1	1.12	.8
	1.5T	1.5	1.2	3	2.1	1.5	1.05	.75	2.1	1.5	1.68	1.2
	2T	2	1.6	4	2.8	2	1.4	1	2.8	2	2.24	1.6
	3T	3	2.4	6	4.2	3	2.1	1.5	4.2	3	3.36	2.4
	4T	4	3.2	8	5.6	4	2.8	2	5.6	4	4.48	3.2
	5T	5	4	10	7	5	3.5	2.5	7	5	5.6	4
	6T	6	4.8	12	8.4	6	4.2	3	8.4	6	6.72	4.8
	8T	8	6.4	16	11.2	8	5.6	4	11.2	8	8.96	6.4
	10T	10	8	20	14	10	7	5	14	10	11.2	8
	12T	12	9.6	24	16.8	12	8.4	6	16.8	12	13.44	9.6
	15T	15	12	30	21	15	10.5	7.5	21	15	16.8	12
	20T	20	16	40	28	20	14	10	28	20	22.4	16
	25T	25	20	50	35	25	17.5	12.5	35	25	28	20
	30T	30	24	60	42	30	21	15	42	30	33.6	24
	40T	40	32	80	56	40	28	20	56	40	44.8	32
	50T	50	40	100	70	50	35	25	70	50	56	40
	60T	60	48	120	84	60	42	30	84	60	67.2	48
	70T	70	56	140	98	70	49	35	98	70	78.4	56
	80T	80	64	160	112	80	56	40	112	80	89.6	64
	90T	90	72	180	126	90	63	45	126	90	100.8	72
	100T	100	80	200	140	100	70	50	140	100	112	80
	110T	110	88	220	154	110	77	55	154	110	123.2	88
	115T	115	92	230	161	115	80.5	57.5	161	115	128.8	92